

Student Satisfaction Survey 2023-24

1. Preface

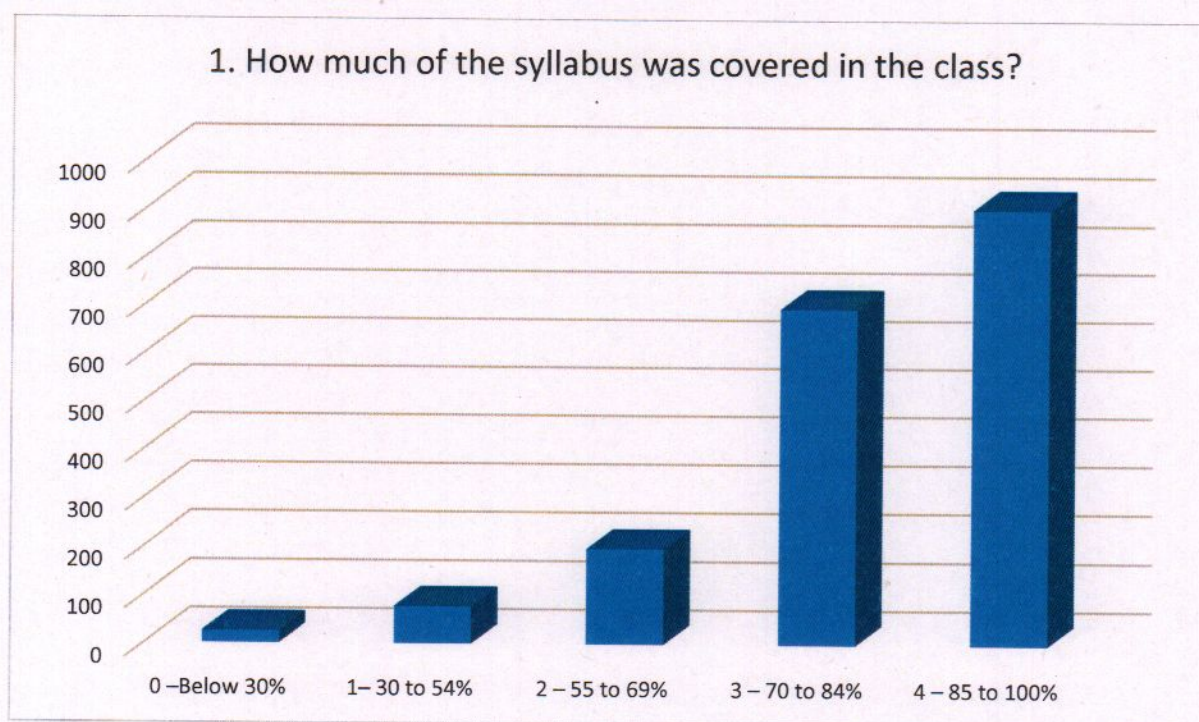
The feedback of the various stakeholders plays a pivotal role in the development of the university. Himachal Pradesh University, Shimla has collected feedback on overall institutional performance. The feedback is obtained from Students through Google Form. After the compilation of all responses the report placed before the Internal Quality Assurance Cell to lay down the action take strategies for the suggestions given by stakeholder.

2. Objectives of Feedback Process

- To determine the gap analysis of the programme.
- To ascertain the need for the revision of the course content.
- To develop the syllabus as per industrial and societal needs.
- To strengthen the HEI as per recent advances in technology.
- To incorporate the focus on employability, entrepreneurship and skill development.
- To incorporate the mentoring process in the institution.
- To engage students in the monitoring, review and continuous quality improvement of the teaching learning process
- To enable teachers for using ICT tools such as LCD projector, Multimedia, etc. while teaching

3. Student Satisfaction Survey (SSS) questionnaire 2023-24					
	Multiple Options				
1. How much of the syllabus was covered in the class?	0 –Below 30%	1– 30 to 54%	2 – 55 to 69%	3 – 70 to 84%	4 – 85 to 100%
Response Recorded	25	77	197	695	903
2. Curriculum and Syllabi of the Courses	Excellent	Fair	Good	Poor	Very Good
Response Recorded	289	192	822	43	551
3. Course delivery by faculty members in the class	Excellent	Fair	Good	Poor	Very Good
Response Recorded	480	157	605	35	620
4. Usage of teaching aids and ICT in the class by faculty to facilitate teaching	Excellent	Fair	Good	Poor	Very Good
Response Recorded	276	255	721	152	493
5. Fairness in the assessment processes (CAT, FAT, Quiz, Assignments, etc.)	Excellent	Fair	Good	Poor	Very Good
Response Recorded	370	212	668	56	591
6. Timely announcement of examination results	Excellent	Fair	Good	Poor	Very Good
Response Recorded	223	276	684	320	394
7. Opportunities in the University for Research Activities	Excellent	Fair	Good	Poor	Very Good
Response Recorded	245	300	713	185	454
8. Opportunity for students to participate in internship, student exchange, field visit	Excellent	Fair	Good	Poor	Very Good
Response Recorded	244	319	649	270	415
9. Opportunities for out of class room learning (guest lectures, seminars, workshop, value added programmes, conferences, competitions)	Excellent	Fair	Good	Poor	Very Good

3. Student Satisfaction Survey (SSS) questionnaire 2023-24					
	Multiple Options				
Response Recorded	358	260	644	155	480
10. Overall Learning Experience	Excellent	Fair	Good	Poor	Very Good
Response Recorded	411	179	706	46	555



Total Responses recorded was 1897 for syllabus covered 25 students responded that only 30% syllabus is covered ,77 students responded that between 30 to 54% syllabus is covered,197 students responded that 55to 69% syllabus was covered 695 students said that 70 to 84% syllabus is covered and 903 students responded that 85 to 100% syllabus is covered.

2. Curriculum and Syllabi of the Courses



Total Responses recorded was 1897 for how well the teachers prepare for the classes 289 students responded excellent, 192 students responded fair, 822 students responded good, 43 students responded as poor and 551 responded very good.

3. Course delivery by faculty members in the class



Total Responses recorded was 1897, 480 students responded course delivery as excellent, 157 students responded as fair, 605 students responded good, 35 students responded poor and 620 responded very good.

4. Usage of teaching aids and ICT in the class by faculty to facilitate teaching

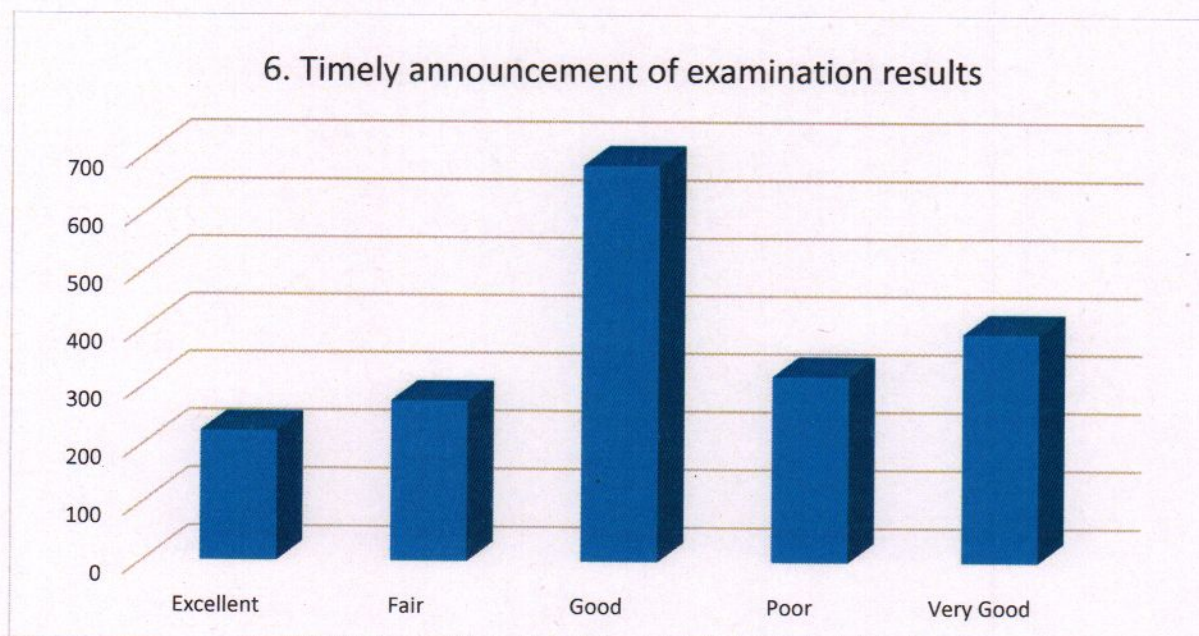


Total Responses recorded was 1897, teachers use ICT tools to facilitate teaching 276 students marked it as excellent, 255 students responded as fair, 721 students responded as good, 152 students responded as poor, 493 students responded as very good.

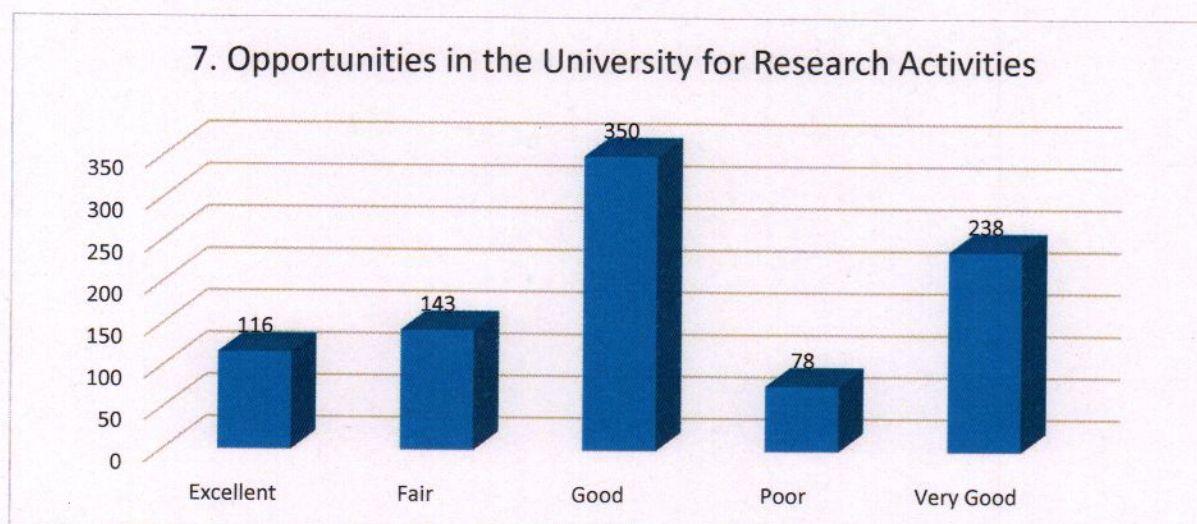
5. Fairness in the assessment processes (CAT, FAT, Quiz, Assignments, etc.)



Total Responses recorded was 1897, 370 students marked fairness of the assessment process as excellent, 212 students responded as fair, 668 students responded as good, 56 students responded as poor, 591 students responded as very good.

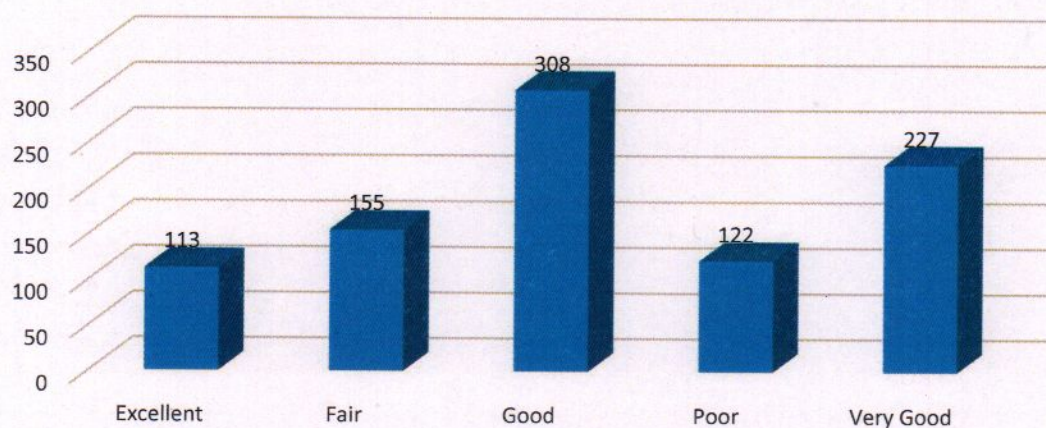


Total Responses recorded was 1897, 223 students responded excellent for timely announcement of examination result, 276 students responded as fair, 684 students responded as good, 320 students responded as poor, 394 students responded as very good.



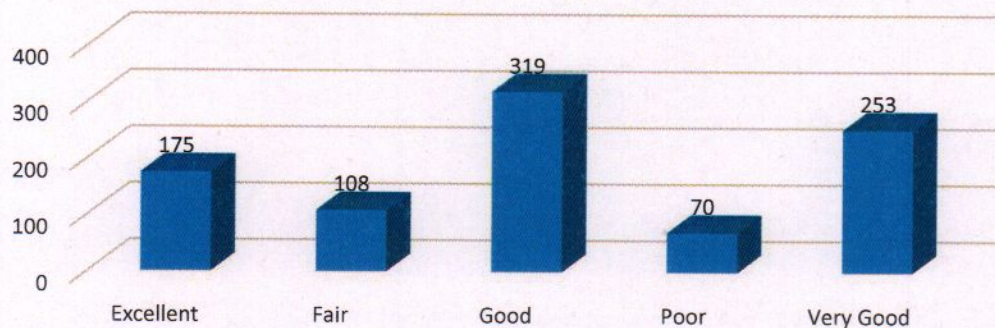
Total responses recorded was 925 for opportunities in the university for research activities where 116 students responded as excellent ,143 students responded as fair, 350 students responded as good, 78 students responded as poor and 238 responded as very good.

8. Opportunity for students to participate in internship, student exchange, field visit

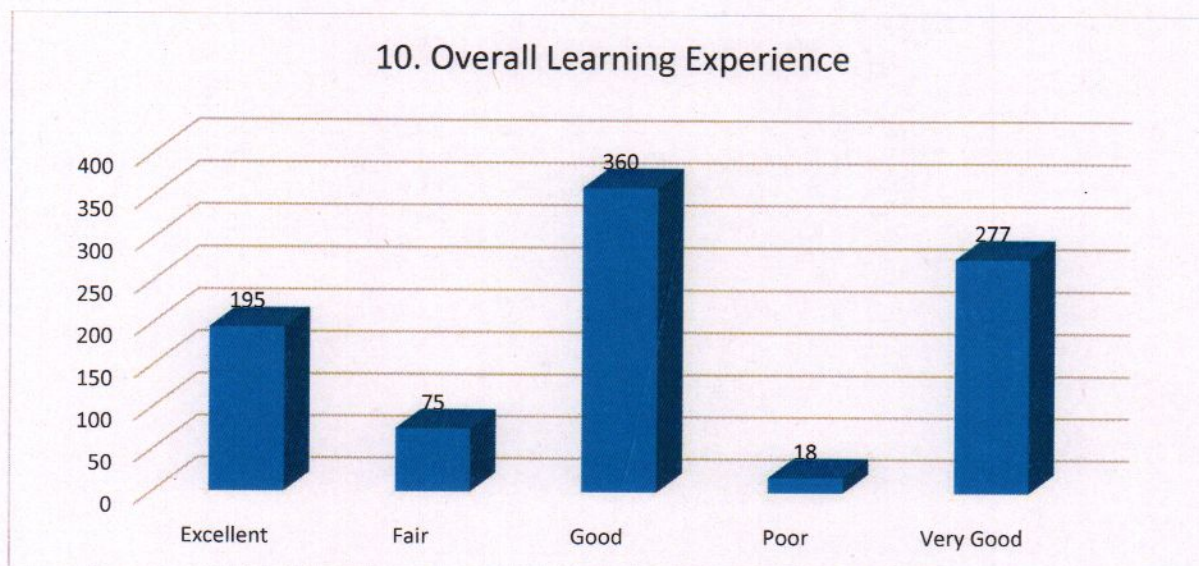


Total Responses recorded was 925 for opportunity for students to participate in internship, student exchange, field visit, where 113 recorded as excellent 155 as fair, 308 students responded as good, 122 students responded as poor and 227 students responded as very good.

9. Opportunities for out of class room learning (guest lectures, seminars, workshop, value added programmes, conferences, competitions)



Total Responses recorded was 925 for opportunities for out of class room learning (guest lectures, seminars, workshop, value added programmes, conferences, competitions) 175 students responded as excellent, 108 as fair, good as 319 students, 70 students responded as poor and 253 students responded as agree and very good.



Total Responses recorded was 925 for overall learning experience where 195 students responded as excellent, 75 students responded as fair, 360 students responded as good, 18 students responded as poor and 277 responded as very good.

4. Conclusion:

The feedbacks obtained from the students in 2022-23, using prescribed Performa were analyzed. A meeting of IQAC was organized to assess the compiled feedbacks received from stakeholders.

Ravi
Director
IQAC
Director
(Internal Quality Assurance Cell)
HPU Shimla-05